

**Form/Клас 2**

**Date/Дата** \_\_\_\_\_

**Theme/Тема: Природа**

**/Підтема: У парку**

**Air/Мета: повторити вивчені лексичні одиниці;**

- Продовжувати вчити ставити питання і давати на них відповіді (Is it cloudy? Yes, it is/No, it is not);
- Складати безособові речення;
- Розвивати вміння учнів працювати в групі;
- Формувати уявлення учнів про явища природи;
- Виховувати поважне ставлення до товаришів у групі.  
Підтримувати в учнів інтерес до мови, що вивчається.

**Equipment/Обладнання: підручник, зошит, наочний матеріал, римівка, картки зі словами, магнітофон, диск.**

## **Procedure of the lesson**

### **I. Introduction/Організаційна частина уроку**

#### **1. Greeting**

**T: Good morning, pupils**

**Check poem: Good morning, good morning,  
Good morning to you!  
Good morning, good morning,  
I am glad to see you!**

**T: I am glad to see you, too.**

**Thank you, sit down, please.**

**T - P-s the dialogue "How are you today?"(one by one)**

#### **2. Warming up. Rhyme.**

**When it is windy  
When it is raining  
We go home with Andy  
We like reading and playing  
When it is sunny  
When it is hot  
We go to swim  
We like swimming a lot**

### **II. Main Part of the lesson/Основна частина**

**1. Check on homework**

Look at these pictures and say

*It is hot*

*It is warm*

*It is sunny*

*It is cold*

*It is windy*

*It is cloudy*

**2. Presentation and practice**

**- Speaking**

Look at the blackboard and make up the sentences.

Hot, It, is, today (It is hot today)

T – P1: Do you like, when it is hot?

P1: Yes, I do

Sunny, It, is today (It is sunny today)

T – P2: Do you like, when it is sunny?

P2: Yes, I do

Today, is, it raining (It is raining today)

T – P3: Do you like, when it rains?

P3: No, I do not (I like, when it is sunny)

**- Reading**

Ex.1p.104 – read and match

(work in group. The first group read, another group - translate)

✓ *It is sunny and hot. Let's go to out to swim.*

✓ *It is raining and windy. Let's have some hot tea.*

✓ *It is cloudy and cold. Let's go home and watch TV.*

✓ *The sky is blue. It is warm. Let's go to the park.*

**- Relaxation**

Song "I like to sing"

I like to sing when

The sun is shining

I like to sing,

Tra – la – la – la!

**I like to sing when  
The snow is falling  
I like to sing  
Tra – la – la – la!**

**I like to sing when  
The wind is blowing  
I like to sing  
Tra – la – la – la!**

**I like to sing when  
We are together  
I like to sing  
Tra – la – la – la!**

**- Listening**

**Ex.2p.104 – listen the text**

**Then read and translate one by one**

**Work in pair (ask and answer the question)**

- ✓ *Where are the children? Children are walking in the park.***
- ✓ *What are you doing? They are playing hide – and – seek.***
- ✓ *What is there in the park? There are many flowers in the park, the trees and grass are green.***
- ✓ *Why are children hiding under the big tree? The wind is blowing. It is cold. It is cloudy.***
- ✓ *What are the singing? They are singing.  
Rain, rain go away  
Come to us another day.  
Little children want to play.***
- ✓ *Why can children play again? Because the sun is looking out. Children can walk and play again.***

**- Writing**

**Ex.2p.64 – ask and answer.**

✓ *Is it cloudy? No, it is not. It is hot and sunny.*

✓ *Is it warm? No, it is not. It is not warm. It is cold.*

✓ *Is it windy? Yes, it is. It is windy.*

✓ *Is it snowing? Yes, it is. It is snowing.*

**III. Summarizing/Заклучна частина**

**1. Homework**

**Ex.1p.64 (WB – read, choose and write)**

**Ex.2p.104 (read and translate)**

**2. Marks**

**Stand up! The lesson is over, good – bye dear pupils!**

**Form/Клас 2**

**Date/Дата** \_\_\_\_\_

**Theme/Тема: Природа**

**/Підтема: Погода сьогодні**

**Air/Мета: ознайомити учнів із новими словами і практикувати у їх вживання;**

- Продовжувати вчити ставити питання (Is it cold today? Yes, it is.)
- Вчити описувати погоду за картинками;
- Розвивати пам'ять, мислення, увагу;
- Формувати навички читання;
- Виховувати поважне ставлення до однолітків.

**Equipment/Обладнання: підручник, зошит, наочний матеріал, магнітофон, диск.**

## **Procedure of the lesson**

### **IV. Introduction/Організаційна частина уроку**

#### **3. Greeting**

**T: Good morning, pupils**

**Check poem: Good morning, good morning,  
Good morning to you!  
Good morning, good morning,  
I am glad to see you!**

**T: I am glad to see you, too.**

**Thank you, sit down, please.**

**T - P-s the dialogue "How are you today?"(one by one)**

#### **4. Warming up**

**Rhyme "All together".**

**[w] – weather**

**Whether the weather is good**

**Whether the weather is bad**

**You have got to put up with the weather**

**Whether you like it or not**

### **V. Main Part of the lesson/Основна частина**

#### **3. Check on homework**

**Ex.2p.104 – read and translate**

#### **4. Presentation and practice**

- **Vocabulary**

Listen to the tape – recorder

- *The weather is fine / bad.*
- *The sun is shining.*
- *It is cold and wet.*

Ex.1p.105 – point and say

- Speaking

Look at the picture

T – P-s: Is it cold today? Yes, it is. It is cold today.

T – P-s: Is it hot today? No, it is not. It is cold today.

P1 – P2: Is it raining today? No, it is not. It is sunny today.

- Listening

Listen, follow and repeat

The dialogue: Father and Ann.

Ex.5p.106 – look, complete and say.

*The weather is bad*  
*The sun is not shining*  
*The sky is grey*  
*There are many clouds*  
*in the sky*  
*It is raining*  
*It is cool and wet*

*The weather is fine*  
*The sun is shining*  
*The sky is blue*  
*It is warm*  
*It is not windy*

- Relaxation

Song “I like to sing”

I like to sing when  
The sun is shining  
I like to sing,  
Tra – la – la – la!

I like to sing when  
The snow is falling  
I like to sing  
Tra – la – la – la!

I like to sing when  
The wind is blowing  
I like to sing  
Tra – la – la – la!

I like to sing when



**Form/Клас 2**

**Date/Дата** \_\_\_\_\_

**Theme/Тема: Природа**

**/Підтема: Улюблена погода**

**Air/Мета: повторити лексичний матеріал по темі;**

- Продовжувати вчити учнів описувати погоду;
- Розвивати навички діалогічного мовлення, мислення, пам'ять, увагу.
- Виховувати повагу до однолітків інтерес до вивчення англійської мови, сумління ставлення до навчання;

**Equipment/Обладнання: підручник, зошит, наочний матеріал, магнітофон, диск, картки із звуками.**

## **Procedure of the lesson**

### **VII. Introduction/Організаційна частина уроку**

#### **5. Greeting**

**T: Good morning, pupils**

**Check poem: Good morning, good morning,**

**Good morning to you!**

**Good morning, good morning,**

**I am glad to see you!**

**T: I am glad to see you, too.**

**Thank you, sit down, please.**

**T - P-s the dialogue "How are you today?"(one by one)**

#### **6. Warming up**

**Rhyme "All together".**

**[w] – weather**

**Whether the weather is good**

**Whether the weather is bad**

**You have got to put up with the weather**

**Whether you like it or not**

### **VIII. Main Part of the lesson/Основна частина**

#### **5. Check on homework**

**Let's revise our lexics.**

**- *The sun is shining***

**- *It is cool and wet***



- *The weather is fine / bad*

**T – P1: What is the weather like today?**

**P1: the weather is fine today. (The weather is bad today)**

**T: Is it cold today? No, it is not. It is warm today.**

**6. Presentation and practice**

- **Speaking**

**Ex.3p.107 – Ask and answer.**

**P1 – P2: What is the weather like today?**

**P2: the weather is fine.**

**P1: Is the sun shining today?**

**P2: Yes, it is. The sun is shining brightly.**

**P1: Is the sky blue today?**

**P2: Yes, it is. The sky is blue, today**

**P1: Is the wind blowing today?**

**P2: No, it is not. The wind is not blowing today. It is warm today.**

- **Reading**

**Ex.1p.107 – read, match and translate (one by one)**

- **Relaxation**

**Song “I like to sing”**

**I like to sing when**

**The sun is shining**

**I like to sing,**

**Tra – la – la – la!**

**I like to sing when**

**The snow is falling**

**I like to sing**

**Tra – la – la – la!**

**I like to sing when**

**The wind is blowing**

**I like to sing**

**Tra – la – la – la!**

**I like to sing when**

**We are together**

**I like to sing**

**Tra – la – la – la!**

- **Listening**

**Look at the picture and listen to me.**

**Take your pencil and draw.**

*The weather is fine, today.*

*The sun is shining brightly.*

*The sky is blue.*  
*The wind is not blowing.*  
*It is warm.*

Repeat after me:

*The weather is fine, today.*  
*The sun is shining brightly.*  
*The sky is blue.*  
*The wind is not blowing.*  
*It is warm.*

- **Writing**

Take your pencils and match and read.

*Blow* [                    ]  
*Shine* [                   ]  
*Fine* [                    ]  
*Warm* [                   ]  
*Sun* [                    ]  
*Sky* [                    ]  
*Weather* [                ]  
*Raining* [                ]

Open your work – books

Ex.2p.66 – complete (write about you)

- ✓ *When it is cold and wet, I usually drink some hot tea and read a book.*
- ✓ *When it is hot and sunny, I usually go to the swimming-pool*
- ✓ *When it is raining, I usually watch cartoons.*
- ✓ *When it is warm, I usually go for a walk.*

**IX. Summarizing**

**5. Homework**

Ex.1p.66 (WB)

**6. Marks**

Stand up! The lesson is over, good – bye dear pupils!

**Form/Клас 2**

**Date/Дата \_\_\_\_\_**

**Theme/Тема: Природа**

**/Підтема: Чотири пори року**

**Air/Мета: повторити, узагальнити й активізувати вживання лексики – граматичного матеріалу з теми;**

- **Розвивати навички читання та письма;**
- **Формувати навички усного мовлення;**
- **Розвивати мовленнєву реакцію, комунікативні здібності;**
- **Виховувати усвідомлене ставлення до навчання.**

**Equipment/Обладнання: підручник, зошит, наочний матеріал – пори року, магнітофон, диск, картки із завданнями зі складання речень.**

## **Procedure of the lesson**

### **X. Introduction/Організаційна частина уроку**

#### **7. Greeting**

**T: Good morning, pupils**

**Check poem: Good morning, good morning,  
Good morning to you!  
Good morning, good morning,  
I am glad to see you!**

**T: I am glad to see you, too.**

**Thank you, sit down, please.**

**T - P-s the dialogue “How are you today?”(one by one)**

#### **8. Warming up**

**Poem:**

**Spring is green  
Summer is bright  
Autumn is yellow  
Winter is white**

### **XI. Main Part of the lesson/Основна частина**

#### **7. Check on homework**

**Ex.4p.109 – read and translate.**

**Let's play game: “Catch the right word”**

**Season**

- ***Often, rain, sun, winter, weather***

- *Leaf, snow, spring, children*
- *Wind, summer, today*
- *Grass, ground, autumn*

#### 8. Presentation and practice

##### - Speaking

T – P1: How many season are in a year?

P1: There are winter, spring, autumn, summer.

T: What season is it?

P1: it is spring.

T: Do you like spring?

P1: Yes, I do. I like spring very much.

T: What is the weather like in spring?

P1: I like sunny, warm and hot weather.

##### - Listening

Listen my talking and show the pictures.

What season is it?

✓ *It often rains.*

*The leaves are falling.*

*They are red and brown.*

*(autumn)*

✓ *It is warm.*

*There are small green*

*Leaves on the trees.*

*The birds are singing.*

*(spring)*

✓ *It is hot and sunny.*

*There are many flowers.*

*They are red yellow,*

*Pink and white.*

*(summer)*

✓ *It is very cold.*

*It often snow.*

*The ground and*

*Trees are white.*

*(winter)*

**T: Now make up sentences with these words.**

✓ *It is autumn*

✓ *It is spring*

✓ *It is summer*

✓ *It is winter*

- **Relaxation**

**Song “I like to sing”**

**I like to sing when**

**The sun is shining**

**I like to sing,**

**Tra – la – la – la!**

**I like to sing when**

**The snow is falling**

**I like to sing**

**Tra – la – la – la!**

**I like to sing when**

**The wind is blowing**

**I like to sing**

**Tra – la – la – la!**

**I like to sing when**

**We are together**

**I like to sing**

**Tra – la – la – la!**

- **Reading**

**Ex.1p.110 – “Season” – listen to the taperecorder, read and translate.**

- **Writing**

**Look at the blackboard and help me put the words in order to make up sentences and write.**

✓ *Rains/it/in/often/autumn*

*(It often snow in autumn)*

✓ *Winter/in/often/it/snows*

*(It often snows in winter)*

✓ *The/green/are/leaves/spring/in*

*(The leaves are green in spring)*

✓ *Is/it/in/warm/sunny/and/summer*  
(*It is warm and sunny in summer*)

Word dictation

*Spring, summer, autumn, winter,  
spring, grass, ground, often, sun,  
sky, it is hot, it is windy, it is cold,  
it is raining.*

**XII. Summarizing**

Listen and then sing song “Snow”

**7. Homework**

**Ex.1p.110 – read and translate!**

**8. Marks**

**Stand up! The lesson is over, good – bye dear pupils!**

**Form/Клас 2**

**Date/Дата \_\_\_\_\_**

**Theme/Тема: Природа**

**/Підтема: Одяг на різну погоду.**

**Air/Мета: ввести новий лексичний матеріал в усне мовлення учнів;**

- Закріпити в усному та писемному мовленні лексико – граматичний матеріал;
- Удосконалювати вміння розуміння іноземне мовлення на слух;
- Розвивати фонематичний слух, пам'ять, мислення, іноземне мовлення.
- Виховувати в учнів інтерес до мови, що вивчається.

**Equipment/Обладнання: підручник, зошит, наочний матеріал, таблиця  
The Present Continuous tense, картки,  
магнітофон, диск.**

## **Procedure of the lesson**

### **XIII. Introduction/Організаційна частина уроку**

#### **9. Greeting**

**T: Good morning, pupils**

**Check poem: Good morning, good morning,  
Good morning to you!  
Good morning, good morning,  
I am glad to see you!**

**T: I am glad to see you, too.**

**Thank you, sit down, please.**

**T - P-s the dialogue “How are you today?”(one by one)**

#### **10. Warming up**

**Repeat after me:**

[     ] – four, warm

[     ] – wet, dress, weather

[     ] – park, farm, arm

[     ] – girl, bird

**Rhyme: “Spring”**

**The buds are springing**

**The birds are singing**

**The sun is shining**

**The people are smiling**

**XIV. Main Part of the lesson/Основна частина**

**9. Check on homework**

Let's revise

*Winter – It is winter*

*Summer – It is summer*

*Autumn – It is autumn*

*Spring – It is spring*

**T – P1: What is the weather like in summer?**

**P1: I like hot and sunny.**

**T – P2: What is the weather like in autumn?**

**P2: I like, when it is sunny and warm.**

**T – P3: What is the weather like in spring?**

**P3: I like sunny and the sun is shining brightly.**

**T – P4: What is the weather like in winter?**

**P4: I like, when the weather is snowing.**

**Ex.1p.110 - Read and translate**

**10.Presentation and practice**

**- Vocabulary**

**Now we learn new words: Listen and repeat.**

✓ *Coat*

✓ *Raincoat*

✓ *Shorts*

✓ *Mittens*

✓ *Dress*

✓ *Umbrella*

✓ *Scarf*

✓ *Sweater*

✓ *T – shirt*

✓ *Clothe*

✓ *Shoes*

✓ *boots*

**Let's make up sentences:**

✓ *It is a coat*

✓ *It is a raincoat*

✓ *They are shorts*

✓ *They are mittens*

✓ *It is dress*

✓ *It is umbrella*

✓ *It is scarf*

✓ *It is sweater*

✓ *It is T – shirt*

✓ *They are clothe*

✓ *They are shoes*

✓ *They are boots*

**- Listening**



**Ex.2p.111 – listen, follow and repeat**

- **Speaking**

**Ex.3p.112 – look, match and say as in the example**

**P1: It is cold and snowing. I am wearing a green scarf and red mittens.**

**P2: It is cool. I am wearing my warm sweater**

**P3: It is sunny and hot. I am wearing shorts and T – shirt.**

**P4: It is raining. I am wearing my pink raincoat.**

- **Relaxation**

**Song: “My doll”**

**I’ve got a very pretty doll**

**Her hairs long, she isn’t tall**

**Her blouse is beautiful and new**

**Her shoes are very small and blue**

**These are her raincoat and umbrella**

**She’s got a dress like Cinderella**

**Those are her sweater and a bag**

**The sweater is green and the bag is black.**

- **Reading**

**Ex.4p.112 – listen, read and translate**

**Ex.5p.112 – “Rhyme”**

**Work in groups. There are 3 groups**

**Ex.2p.69 – read and draw.**

- **Writing**

**Work with cards. Fill in letters.**

*Co...t, rainc...at, sc...rg,  
sh...rts, mit...ents, dres...,  
sw...ater, T – sh...rt, b...ots*

•  
**XV. Summarizing**

**Let’s play game: “Ekho”**

**9. Homework**

**Ex.1p.111**

**Ex.1p.69 – (WB)**

**10.Marks**

**Stand up! The lesson is over, good – bye dear pupils!**

**Form/Клас 2**

**Date/Дата** \_\_\_\_\_

**Theme/Тема: Природа**

**/Підтема: Купуємо одяг**

**Air/Мета:** закріпити лексико – граничний матеріал, вивчений на попередньому уроці;

- Розвивати навички аудіювання та говоріння;
- Практикувати учнів у читанні;
- Виховувати охайність, інтерес до вивчення англійської мови.

**Equipment/Обладнання:** підручник, зошит, дидактичний, матеріал, магнітофон, диск.

## **Procedure of the lesson**

### **XVI. Introduction/Організаційна частина уроку**

#### **11. Greeting**

**T: Good morning, pupils**

**Check poem: Good morning, good morning,**

**Good morning to you!**

**Good morning, good morning,**

**I am glad to see you!**

**T: I am glad to see you, too.**

**Thank you, sit down, please.**

**T - P-s the dialogue “How are you today?”(one by one)**

#### **12. Warming up**

**Rhyme: “Summer”**

**On a warm summer day**

**Little children like to play**

**What a lovely day today!**

**What are they doing today!**

**They are running**

**They are singing**

**They are jumping**

**They are swimming**

### **XVII. Main Part of the lesson/Основна частина**

#### **11. Check on homework**

**Let’s revise our words:**

**Clothes**

*A coat, a raincoat, shorts, mittens, a dress, a scarf, a sweater, a T – shirt, an umbrella, shoes, boots.*

## 12.Presentation and practice

### - Speaking

Work in pairs:

T – P1: What are you wearing today?

P1: I am wearing ....

P1 – P2: What are you wearing today?

P2: I am wearing ....

Ex.1p.113 – now, look and say

(діти отримують дидактичні картки із обраними ляльками)

P1: Kate is wearing a green sweater and red shorts

P2: Liz is wearing a pink dress and pink shoes

P3: Nick is wearing a brown coat and green trousers a blue cap and a blue scarf and yellow boots.

### - Listening

*She is wearing a skirt, a blouse, a hat, stockings and shoes. Her name is Dolly.*

*He is wearing a shirt, a suit, a cap, trousers, socks and shoes. His name is Ben.*

*He is wearing a shirt, a coat, trousers, socks and a jacket! His name is Fred.*

*She is wearing a dress and shoes. Her name is Kate.*

### - Relaxation

Stand up!

One and two and three and four

We are dancing on the floor

We are dancing on the floor

Clap, clap, clap.

We are playing with the hands

Look at our smiling face

Look at our smiling face  
Clap, clap, clap.

Sit down, please!

- Reading

Ex.2p.113 – listen, read and translate (one by one)

- Writing

Ex.1p.70 – read and translate

✓ *It is raining today. Put your raincoat on.*

✓ *It is cold today. Put your coat, cap, scarf and boots.*

✓ *It is hot. Put your T – shirt and shorts.*

✓ *It is cool and windy. Put your sweater, trousers and boots on.*

Now, word – dictation:

(I show the picture and you write the word)

*Coat, raincoat, shorts, mittens, dress, scarf,  
sweater, T – shirt, clothers, boots, shoes,  
umbrella.*

XVIII. Summarizing/заклучна частина

11.Homework

Ex.2p.113 –( read and translate)

Ex.2p.70 – (WB – write and colour)

12.Marks

Stand up! The lesson is over, good – bye dear pupils!

**Form/Клас 2**

**Date/Дата** \_\_\_\_\_

**Theme/Тема: Природа**

**/Підтема: Одяг для ляльки. Мій улюблений одяг.**

**Air/Мета: ввести нові лексичні одиниці в усне мовлення учнів;**

- **Практикувати у вживанні Present Continuous Tense.**
- **Розвивати навички читання, говоріння;**
- **Учити учнів говорити слова співчуття: Oh, dear! Oh, no!**
- **Виховувати охайність, інтерес до вивчення англійської мови.**

**Equipment/Обладнання: підручник, зошит, наочний матеріал, картки із звуками, римівка, пісня, магнітофон, диск.**

## **Procedure of the lesson**

**XIX. Introduction/Організаційна частина уроку**

### **13. Greeting**

**T: Good morning, pupils**

**Check poem: Good morning, good morning,  
Good morning to you!  
Good morning, good morning,  
I am glad to see you!**

**T: I am glad to see you, too.**

**Thank you, sit down, please.**

**T - P-s the dialogue “How are you today?”(one by one)**

### **14. Warming up**

**Repeat after me:**

[ ] – trousers, pears.

[ ] – short, shoes, she.

[ ] – skirt, bird, girl.

[ ] – jump, cup, jumper.

[ ] – hot, can, sandals.

[ ] – pupil, music, computer, suit.

**Rhyme: “Autumn”**

**Rain is falling, falling down**

**It is falling on the ground**

**Leaves are falling, falling down**

**They are falling on the ground.**

**XX. Main Part of the lesson/Основна частина**

### **13. Check on homework**

Ex.2p.113 – read and translate

14.Presentation and practice

- Vocabulary

We are learning new words:

✓ *Hat*

✓ *Cap*

✓ *Shirt*

✓ *Skirt*

✓ *Suit*

✓ *Blouse*

✓ *Socks*

✓ *Trousers*

✓ *Old trousers*

Listen to the tape – recorder.

Ex.1p.114 – point and say.

- Listening

Ex.3p.114 – listen, follow and repeat. (all together)

- Speaking

Ex.4p.115

T – P1: What are you wearing today?

P1: I am wearing ....

T – P2: What is Jeff wearing?

P2: He is wearing a white shirt black trousers and black shoes.

T – P3: What is Ann wearing?

P3: She is wearing a yellow raincoat, yellow boots and umbrella. (and another pupils).

- Relaxation

Stand up!

Clap, clap, clap your hands

Clap your hands together

Stamp, stamp, stamp your feet

Stamp your feet together

Turn, turn, turn around

Turn around together

Clap, clap, clap your hands

Clap your hands together.

Sit down, please!

- Reading

Ex.2p.114 – listen, read and translate (one by one)

Now look at the blackboard, read and match

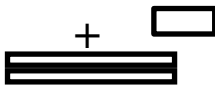


*Blouse* [            ]

*Skirt* [            ]

<i>Suit</i>	[	]
<i>Shoes</i>	[	]
<i>Boots</i>	[	]
<i>Shirt</i>	[	]
<i>Raincoat</i>	[	]
<i>Scarf</i>	[	]

- Writing

Let's revise rulers:

<i>I</i>	→	<i>am</i>		
<i>She</i>	}	→	<i>is</i>	
<i>He</i>				
<i>It</i>				
<i>You</i>	}	→	<i>are</i>	
<i>We</i>				
<i>They</i>				

Ex.1p.71 – complete as in the example.

✓ *What is she wearing?*

*She is wearing a green sweater, brown trousers yellow boots and a yellow raincoat.*

✓ *What is he wearing?*

*He is wearing a white shirt, a blue suit and black shoes.*

**XXI. Summarizing/заклучна частина**

**13.Homework**

**Ex.1p.114**

**Ex.3p.114 - read**

**14.Marks**

**Stand up! The lesson is over, good – bye dear pupils!**

**Form/Клас 2**

**Date/Дата** \_\_\_\_\_

**Theme/Тема: Природа**

**/Підтема: Одяг на весь рік**

**Air/Мета: повторити вивчені лексико – граматичні одиниці з теми;**

- Повторити вживання (am, is, are) у Present Continuous Tense;
- Розвивати навички читання, письма а також мислення, пам'ять;
- Виховувати охайність, інтерес до вивчення англійської мови.

**Equipment/Обладнання: підручник, зошит, наочний матеріал, картки із завданнями, магнітофон, диск.**

## **Procedure of the lesson**

**XXII. Introduction/Організаційна частина уроку**

### **15. Greeting**

**T: Good morning, pupils**

**Check poem: Good morning, good morning,  
Good morning to you!  
Good morning, good morning,  
I am glad to see you!**

**T: I am glad to see you, too.**

**Thank you, sit down, please.**

**T - P-s the dialogue “How are you today?”(one by one)**

### **16. Warming up**

**Listen to me**

**Rhyme: “Winter”**

**It is snowing  
The wind is blowing  
The girls are reading  
The boys are skiing**

**XXIII. Main Part of the lesson/Основна частина**

### **15. Check on homework**

**Ex.1p.114 – Play game**

**“Find the words”**

<i>h</i>	<i>j</i>	<i>j</i>	<i>p</i>	<i>i</i>	<i>c</i>	<i>a</i>	<i>p</i>	<i>l</i>
<i>f</i>	<i>s</i>	<i>h</i>	<i>i</i>	<i>r</i>	<i>t</i>	<i>v</i>	<i>b</i>	<i>n</i>
<i>e</i>	<i>r</i>	<i>t</i>	<i>c</i>	<i>o</i>	<i>c</i>	<i>k</i>	<i>s</i>	<i>d</i>



<i>b</i>	<i>n</i>	<i>b</i>	<i>l</i>	<i>o</i>	<i>u</i>	<i>s</i>	<i>e</i>	<i>g</i>
<i>w</i>	<i>e</i>	<i>s</i>	<i>u</i>	<i>i</i>	<i>t</i>	<i>n</i>	<i>r</i>	<i>k</i>
<i>a</i>	<i>t</i>	<i>r</i>	<i>o</i>	<i>u</i>	<i>s</i>	<i>e</i>	<i>r</i>	<i>s</i>

## 16. Presentation and practice

### - Speaking

T – P1: What season it is?

P1: It is spring.

T – P2: What is the weather like today?

P2: Today is warm, the sun is shining brightly, the sky is blue.

T – P3: What are you wearing today?

P3: I am wearing .....

T – P4: What is your doll wearing?

P4: My doll is wearing ....

### - Reading

Ex.1p.116 – read and match

*It is hot and sunny      I am going to put my old  
I am going to go out    white T – shirt and blue  
to play with my shorts on.  
friends.*

### - Writing

#### 1) Word dictation

*Hat, blouse, cap, skirt, socks, shirt, suit,  
trousers, old trousers*

#### 2) Fill in: am, is, are.

✓ *Kate ... wearing a blue blouse and white skirt.*

✓ *The pupils ... wearing school forms.*

✓ *I ... wearing a pink blouse and a white skirt.*

✓ *She ... wearing a raincoat and umbrella.*

✓ *He ... wearing a red shirt, black trousers and black shoes.*

#### 3) Make the sentences.

+ *She ...wearing a green sweater and red shorts.*

-

?

+ *Tina and Bob ... wearing coats and boots.*

-

?

**XXIV. Summarizing/заклучна частина**

**15.Homework**

Sing song “My doll”(p.115)

**16.Marks**

**Stand up! The lesson is over, good – bye dear pupils! Form/Клас 2**

**Date/Дата** \_\_\_\_\_

**Theme/Тема:** Природа

/Підтема: Одяг на весь рік

**Air/Мета:** повторити вивчені лексико – граматичні одиниці з теми;

- Повторити вживання (am, is, are) у Present Continuous Tense;
- Розвивати навички читання, письма а також мислення, пам’ять;
- Виховувати охайність, інтерес до вивчення англійської мови.

**Equipment/Обладнання:** підручник, зошит, наочний матеріал,картки із завданнями, магнітофон, диск.

## **Procedure of the lesson**

**XXV. Introduction/Організаційна частина уроку**

**17.Greeting**

**T: Good morning, pupils**

**Check poem: Good morning, good morning,**

**Good morning to you!**

**Good morning, good morning,**

**I am glad to see you!**

**T: I am glad to see you, too.**

**Thank you, sit down, please.**

**T - P-s the dialogue “How are you today?”(one by one)**

**18.Warming up**

**Listen to me**

Rhyme: "Winter"  
 It is snowing  
 The wind is blowing  
 The girls are reading  
 The boys are skiing

**XXVI. Main Part of the lesson/Основна часть**

**17. Check on homework**

**Ex.1p.114 – Play game**

**"Find the words"**

<i>h</i>	<i>j</i>	<i>j</i>	<i>p</i>	<i>i</i>	<i>c</i>	<i>a</i>	<i>p</i>	<i>l</i>
<i>f</i>	<i>s</i>	<i>h</i>	<i>i</i>	<i>r</i>	<i>t</i>	<i>v</i>	<i>b</i>	<i>n</i>
<i>e</i>	<i>r</i>	<i>t</i>	<i>c</i>	<i>o</i>	<i>c</i>	<i>k</i>	<i>s</i>	<i>d</i>
<i>b</i>	<i>n</i>	<i>b</i>	<i>l</i>	<i>o</i>	<i>u</i>	<i>s</i>	<i>e</i>	<i>g</i>
<i>w</i>	<i>e</i>	<i>s</i>	<i>u</i>	<i>i</i>	<i>t</i>	<i>n</i>	<i>r</i>	<i>k</i>
<i>a</i>	<i>t</i>	<i>r</i>	<i>o</i>	<i>u</i>	<i>s</i>	<i>e</i>	<i>r</i>	<i>s</i>

**18. Presentation and practice**

- **Speaking**

**T – P1: What season it is?**

**P1: It is spring.**

**T – P2: What is the weather like today?**

**P2: Today is warm, the sun is shining brightly, the sky is blue.**

**T – P3: What are you wearing today?**

**P3: I am wearing .....**

**T – P4: What is your doll wearing?**

**P4: My doll is wearing ....**

- **Reading**

**Ex.1p.116 – read and match**

*It is hot and sunny      I am going to put my old  
 I am going to go out white T – shirt and blue  
 to play with my shorts on.  
 friends.*

- **Writing**

**4) Word dictation**

*Hat, blouse, cap, skirt, socks, shirt, suit,  
 trousers, old trousers*

5) Fill in: am, is, are.

✓ *Kate ... wearing a blue blouse and white skirt.*

✓ *The pupils ... wearing school forms.*

✓ *I ... wearing a pink blouse and a white skirt.*

✓ *She ... wearing a raincoat and umbrella.*

✓ *He ... wearing a red shirt, black trousers and black shoes.*

6) Make the sentences.

+ *She ...wearing a green sweater and red shorts.*

-

?

+ *Tina and Bob ... wearing coats and boots.*

-

?

**XXVII. Summarizing/заключна частина**

**17.Homework**

Sing song "My doll"(p.115)

**18.Marks**

**Stand up! The lesson is over, good – bye dear pupils!**

**Form/Клас 2**

**Date/Дата \_\_\_\_\_**

**Theme/Тема: Природа**

**/Підтема: Одяг на весь рік**

**Air/Мета: повторити вивчені лексико – граматичні одиниці з теми;**

- Повторити вживання (am, is, are) у Present Continuous Tense;
- Розвивати навички читання, письма а також мислення, пам'ять;
- Виховувати охайність, інтерес до вивчення англійської мови.

**Equipment/Обладнання: підручник, зошит, наочний матеріал,картки із завданнями, магнітофон, диск.**

## Procedure of the lesson

### XXVIII. Introduction/Організаційна частина уроку

#### 19. Greeting

**T:** Good morning, pupils

**Check poem:** Good morning, good morning,  
Good morning to you!  
Good morning, good morning,  
I am glad to see you!

**T:** I am glad to see you, too.

Thank you, sit down, please.

**T - P-s** the dialogue “How are you today?”(one by one)

#### 20. Warming up

Listen to me

**Rhyme:** “Winter”

It is snowing

The wind is blowing

The girls are reading

The boys are skiing

### XXIX. Main Part of the lesson/Основна частина

#### 19. Check on homework

**Ex.1p.114 – Play game**

“Find the words”

<i>h</i>	<i>j</i>	<i>j</i>	<i>p</i>	<i>i</i>	<i>c</i>	<i>a</i>	<i>p</i>	<i>l</i>
<i>f</i>	<i>s</i>	<i>h</i>	<i>i</i>	<i>r</i>	<i>t</i>	<i>v</i>	<i>b</i>	<i>n</i>
<i>e</i>	<i>r</i>	<i>t</i>	<i>c</i>	<i>o</i>	<i>c</i>	<i>k</i>	<i>s</i>	<i>d</i>
<i>b</i>	<i>n</i>	<i>b</i>	<i>l</i>	<i>o</i>	<i>u</i>	<i>s</i>	<i>e</i>	<i>g</i>
<i>w</i>	<i>e</i>	<i>s</i>	<i>u</i>	<i>i</i>	<i>t</i>	<i>n</i>	<i>r</i>	<i>k</i>
<i>a</i>	<i>t</i>	<i>r</i>	<i>o</i>	<i>u</i>	<i>s</i>	<i>e</i>	<i>r</i>	<i>s</i>

#### 20. Presentation and practice

##### - Speaking

**T – P1:** What season it is?

**P1:** It is spring.

**T – P2:** What is the weather like today?

**P2:** Today is warm, the sun is shining brightly, the sky is blue.

**T – P3:** What are you wearing today?

**P3:** I am wearing .....

**T – P4: What is your doll wearing?**

**P4: My doll is wearing ....**

**- Reading**

**Ex.1p.116 – read and match**

*It is hot and sunny      I am going to put my old  
I am going to go out    white T – shirt and blue  
to play with my shorts on.  
friends.*

**- Writing**

**7) Word dictation**

*Hat, blouse, cap, skirt, socks, shirt, suit,  
trousers, old trousers*

**8) Fill in: am, is, are.**

✓ *Kate ... wearing a blue blouse and white skirt.*

✓ *The pupils ... wearing school forms.*

✓ *I ... wearing a pink blouse and a white skirt.*

✓ *She ... wearing a raincoat and umbrella.*

✓ *He ... wearing a red shirt, black trousers and black shoes.*

**9) Make the sentences.**

+ *She ...wearing a green sweater and red shorts.*

-

?

+ *Tina and Bob ... wearing coats and boots.*

-

?

**XXX. Summarizing/заключна частина**

**19.Homework**

**Sing song “My doll”(p.115)**

**20.Marks**

**Stand up! The lesson is over, good – bye dear pupils!**

**Form/Клас 2**

**Date/Дата** \_\_\_\_\_

**Theme/Тема: Природа**

**/Підтема: Моя улюблена пора року**

**Air/Мета: практикувати лексико – граматичний матеріал з теми;**

- Відпрацювати вживання скорочених форм Present Continuous Tense (I'm, She's, He's);
- Учити учнів робити монологічні висловлювання, використовуючи метод проектів;
- Розвивати навички письма та мовлення;
- Виховувати інтерес до вивчення англійської мови.

**Equipment/Обладнання: підручник, зошит, наочний матеріал, магнітофон, диск, учнівські папки "Portfolio".**

## **Procedure of the lesson**

**XXXI. Introduction/Організаційна частина уроку**

### **21. Greeting**

**T: Good morning, pupils**

**Check poem: Good morning, good morning,**

**Good morning to you!**

**Good morning, good morning,**

**I am glad to see you!**

**T: I am glad to see you, too.**

**Thank you, sit down, please.**

**T - P-s the dialogue "How are you today?"(one by one)**

### **22. Warming up**

[ ] – trousers, pears.

[ ] – short, shoes, she.

[ ] – skirt, bird, girl.

[ ] – jump, cup, jumper.

[ ] – hot, can, sandals.

[ ] – pupil, music, computer, suit.

**Rhyme: "Spring"**

**The buds are springing**

**The bird are singing**

**The sun is shining**

**The people are smiling**

**XXXII. Main Part of the lesson/Основна частина**

**21. Check on homework**

Let' revise our lexics:

✓ <i>Coat</i>	✓ <i>Scarf</i>	✓ <i>hat</i>
✓ <i>Raincoat</i>	✓ <i>Sweater</i>	✓ <i>cap</i>
✓ <i>Shorts</i>	✓ <i>T – shirt</i>	✓ <i>shirt</i>
✓ <i>Mittens</i>	✓ <i>Umbrella</i>	✓ <i>skirt</i>
✓ <i>Dress</i>	✓ <i>Shoes</i>	✓ <i>suit</i>
	✓ <i>boots</i>	✓ <i>blouse</i>

**22. Presentation and practice**

- **Speaking**

**T: What is the weather like today?**

**T – P1: What are you wearing today?**

**P1: I'm wearing a white blouse and black trousers and black shoes.**

**T – P1: What is Ann wearing today?**

**P1: She's wearing ...**

**P1 – P2: What is Max wearing today?**

**P2: He's wearing ...**

- **Listening**

-

*This is a girl. Her name is Betty. Betty is wearing a green skirt, a yellow blouse and brown shoes. She is sitting on the brown chair. She is sitting at the brown desk. Betty is drawing. There is a doll on the table. The doll is wearing a pink dress and violet shoes. Betty's hair is brown. The doll's hair is yellow.*

Now you say true or false.

**1. This is a boy.**

**2. Her name is Betty.**

**3. Betty is wearing a green skirt, a yellow blouse.**

**4. She is standing at the table.**

**5. Betty is drawing.**



- **Relaxation**

**Song “I like to sing”**

**I like to sing when  
The sun is shining  
I like to sing,  
Tra – la – la – la!**

**I like to sing when  
The snow is falling  
I like to sing  
Tra – la – la – la!**

**I like to sing when  
The wind is blowing  
I like to sing  
Tra – la – la – la!**

- **Reading**

**Ex.1p.117 – read and translate**

**My favourite season**

*I like cold winter weather. I like watching snow. It is falling down on the ground. And the ground is white and beautiful.*

*In winter I put my warm clothes and boots on. I like to go out to play with my friends. We have lots of fun in winter. Winter is my favourite season.*

*My favourite season is autumn. I like to walk in the park in autumn. The leaves on the tree are yellow and orange. I like watching leaves. They are falling down. It often rains in autumn. I put my raincoat and boots on. I take my umbrella.*

*The school starts and I can meet my classmates again. I like autumn.*

**T: and what is your favourite season?**

**Pupils presents their projects about theme “Nature and Clothers”.**

- **Writing**

**Ex.1 – fill in the words and write.**

*It is sunny and warm. Max is going to play with his friends on the play ground. He is going to put a T – shirt and shorts on.*

*It is cool and windy. Kate is going to the shop. She is going to put a sweater and trousers on.*

*It is snowing and cold today. I am going to school. I am going to put a coat, my mittens, a cap and a scarf, and my boots on.*

*They are going to the dancing party. The girls are going to put their beautiful dress and shoes on.*

*The boys are going their new trousers and new shirts on.*

**XXXIII. Summarizing**

Let's play games "choose the wright word"

Park, pear, pupil, sweater

Girl, boy, apple, book, cap

Dress, T – shirt, pen, bag

Table, house, plate, trousers, pencil - box

21.Homework

Ex.1p.117 (read and translate)

22.Marks

**Stand up! The lesson is over, good – bye dear pupils!**